

Specific terminal rules:

IMPORTANT TELEPHONE NUMBERS

Control room SGV's:	+32 3 545 53 59
Control room barges:	+32 3 545 53 60
Fax – Control room:	+32 3 545 53 50
TRA reception desk:	+32 3 545 50 11
Gate 3:	+32 3 545 50 03
Fax – Gate 3:	+32 3 545 50 14
PFSO:	+32 3 545 59 24
Area manager Offsites:	+32 3 545 53 57




In case of an emergency on board:


Area manager Offsites:	+32 3 545 53 57
Control room SGV's:	+32 3 545 53 59
Control room barges:	+32 3 545 53 60

Internal emergency numbers for TRA landlines:

Fire alarm:	6666	
Ambulance:	7777	

ALARMS

ALARM	SOUND	ALARM SIGNAL
Local alarm	Interrupted horn	
Evacuation alarm	Modulated sound	
End of the alarm	Uninterrupted horn	

Test alarm	Each Monday – 09 am	
------------	---------------------	---

ACTIONS TO BE TAKEN IN CASE OF AN ALARM AT TOTAL RAFFINADERIJ ANTWERPEN

▪ **Local alarm:**



- Close attention to further loading operations
- Ship's crew on deck is limited to the absolute minimum and remains on board.
- Information will be given through the appropriate means of communication or directly through production personnel or intervention teams. Don't unnecessarily contact the production personnel when you are not in danger.
- If no information is given, the loading can continue, but an emergency stop remains possible.
- Based on the location of the incident and the wind direction, loadings can be halted and/or ship's crew needs to evacuate to a safe zone.
- Possible visitors/suppliers should stay with the person in charge on board. They remain on board until the end of the alarm or until they are given instructions by the Total personnel or intervention teams.



▪ **Evacuation alarm:**

- The loading will immediately be stopped safely. The emergency stop device, which is given before the start of each loading, may be used for this.
- The ship can remain connected during the alarm event.
- After safely stopping the loading, all ship's personnel must leave the deck but remain on board.
- Information will be given through the appropriate means of communication or directly through production personnel or intervention teams. Don't unnecessarily contact the production personnel when you are not in danger.
- Based on the location of the incident and the wind direction, loadings can be halted and/or ship's crew needs to evacuate to a safe zone.
- Possible visitors/suppliers should stay with the person in charge on board. They remain on board until the end of the alarm or until they are given instructions by the Total personnel or intervention teams. The ship's personnel has to contact Gate 3 through telephone and report their presence on board in a safe zone.



End of the alarm:

- It is not permitted to restart the loading by yourself. A formal permission from the production personnel is needed. It is possible that loadings can't restart (immediately) due to an intervention elsewhere on the refinery site.
 - Information will be given through the appropriate means of communication or directly through production personnel or intervention teams. Don't unnecessarily contact the production personnel when you are not in danger.
 - Possible visitors/suppliers can continue (their work) on their own.
-



- **Test alarm: no action is needed, all activities can simply continue**

PPE at the terminal

To access the jetty/go to the control room/..., the following PPE is minimally required:

- **Safety helmet with chin strap**
 - **Safety glasses**
 - **Safety shoes**
 - **Flame-retardant, acid proof and anti-static overall**
 - **Gloves**
-